


"PARKER" OR "NEW YORK" CHANGES

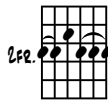
G¹³



F[#]M⁷



B⁹



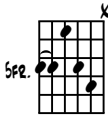
E^M⁷



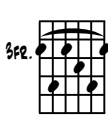
E^bM⁷



D^M⁷



G¹³



G⁷([#]5)



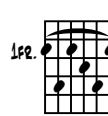
C⁹



C^M⁷

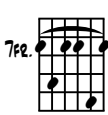


F¹³

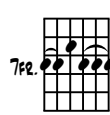


4

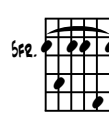
B^M⁷



E⁹



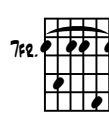
A^M⁷



B^bM⁷

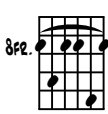


B^M⁷

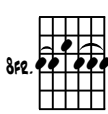


7

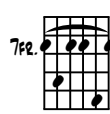
C^M⁷



F⁹



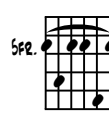
B^M⁷



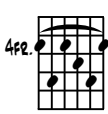
B^bM⁷



A^M⁷



A^b¹³



10

3. ADVANCED LEVEL

A) MEMORIZE ALL BLUES SECTIONS AND TRANSPOSITION SECTIONS

B) ENDLESS LOOP: 2,5,1 EXAMPLE; GROOVE 58; ADVANCED CHORD STUDY

SOLOING: START BY WORKING ON ARPEGGIATION STUDIES FROM THE 'ADVANCED PLAY' SECTION.

READ LECTURES SOLOING AND STUDY GUIDE FOR IMPROV AND ADVANCED TO PRO LEVEL